



# 高中學生視覺藝術作品集

Senior Secondary Student Visual Arts Portfolios

學生視覺藝術作品展

Exhibition of Student  
Visual Arts Work 2020/21

## POON Wai-ching

SKH Lam Kau Mow Secondary School

Theme of the Portfolio :


### **Embrace my Fear**

#### Artist Statement

My theme talks about my fear of unknown, life and death. I always afraid of death, dark and unknown. I want to use these four artworks to express my feelings of fear and the ways I embrace them. Final I accept my fear. I used different media like 3D printing, photography and clay to present the mood and combine with the concepts.

# Student Artworks


Artwork 1  
My Dream  
Mixed media  
42 x 53 x 40 cm



Artwork 3  
My Varnish  
Installation  
Variable size



Artwork 2  
My Nighttime  
Photography  
21 x 14.8 cm (52 pages)



Artwork 4  
My Regrets  
Photography  
21 x 29.7 cm





# Making Models (2)




Trying to make more parts of the design.  
(without the 'penrose stairs')




Materials: paper, plastic plate, paper clay, plastic, cardboard, string, toothpick




## Review:

- paper clay is more easy to shape but difficult to set.
- The four  can change to other shape or material. e.g. ropes and can also change the place, position.
- The round base can be bigger.

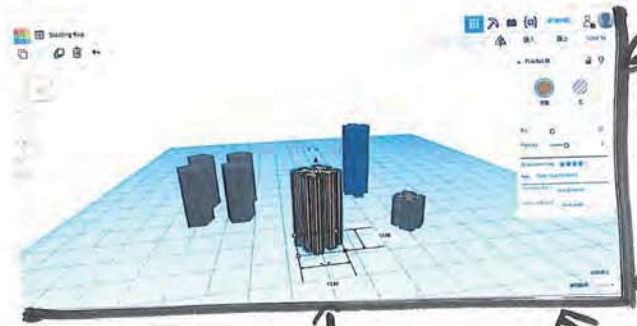
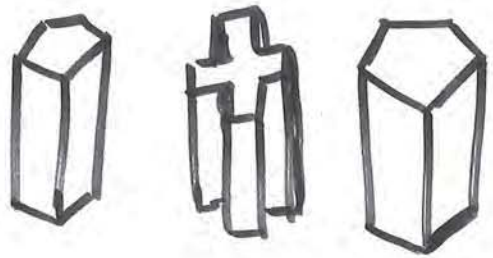


# Trying to draw 3D models for 3D-printing [Using Thinkercad]



← Trying to draw some simple buildings and shape.

← It is not easy to control at first

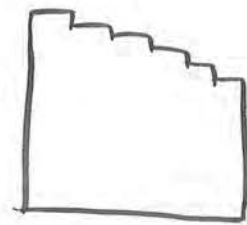
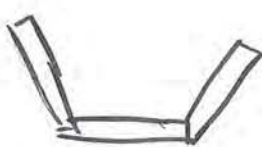
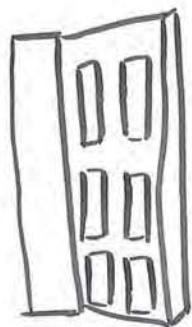



← Trying different functions of thinkercad!

← Controlling their size

↑ pulling up the building

← slowly learning how to use it





## Idea Concept of version 2)

In version 2, I would like to focus more on the environment, like street at night, lights at night, more focus on the atmosphere at night. In version 1, I took many photos that include people, portraits, I think there are too much of them, I should reduce the quantity of photos of people.

Also, for the layout of version 2, I think I should add more space for the audience to take a break, like some blank page or just some words, maybe lyrics I think. Moreover, the

font is also very important, I would like to give the audience a mystery mood, the words maybe not so easy to see, they must be very concentrate to the words.

Furthermore, I can take more photos of the relationship between light and shadow at night, this can show the scared and mystery mood of the night that I afraid of.

NIGHTTIME





# Final Version

photos

Review:

In the final version of my photobook, I tried to take more environment than people. The night and silence environment can also give me a scared and afraid feeling. Actually, taking photos at night is a big challenge for me, there are no one on the street, only a few lights and with winds that make me feel cold and scared. I just go out alone, and feel a fear of night, try to get rid of it, but clearly, I didn't get rid of it. The favourite part for me of the photobook is those photos I took in Japan, Osaka. The streets of Japan are very clean and much more quiet than Hong Kong, just like everyone is sleeping, only you are walking on the street, you are alone, feels like the only human left on the world, so scared, so horrible. I'm not afraid of ghost, but I'm afraid of walking at night alone. Although, it is scared, it is still very interesting, sometimes, I feel good when I take photos of the lights at night, they are some tiny hope at the street for me.

After finishing this work, I'm still afraid of nighttime, so lonely, so anxious. Maybe this fear will follow me for my whole life, but that seems not so bad now.

For the improvement, I think I can go more different places and take more photos at night, this time, I'm so scared that I can only take in places that close to my home.

# Expected Situation

## 1. Art room

1.1 safe



1.2 colorful



1.3 with dust



1.4 break



1.5 Fellsdown



## 2. Classroom

2.1 safe



2.2 break by classmates' ball



2.3 break by classmates



2.4 decorate by classmates



## 3. Grassland / Home

3.1.1 nothing happened



3.1.2 with grass/flowers



3.1.3 with insects



3.1.4 with glass and insects



3.1.5 melt because of rain



3.2.1 safe



3.2.2 break by my brother



3.2.3 throw by my mum



3.2.4 clean by my dad



## 4. Beach

4.1 safe



4.2



4.3 hide in sand



4.4 with sand & water



## 5. live with me

5.1 safe



5.2 a little bit broke



5.3 break it



## 6. Protect it

6.1 safe



hydro  
 the joyful attempt!  
 2nd attempt: 7.5/10  
 Jun 2016