



高中學生視覺藝術作品集

Senior Secondary Student Visual Arts Portfolios

學生視覺藝術作品展

Exhibition of Student
Visual Arts Work 2020/21

AU Tin-laam

Munsang College

Theme of the Portfolio

Fateful coincidence

Artist Statement

It is an abstract concept of Chinese culture and Buddhism, an invisible connection between people and things, a certain chance and possibility of encounter, also describing good and bad chances and potential relationships. Fateful coincidence reflected in the depth of the relationship among people. If two people meet frequently, their relationship will also be considered to be more destined in traditional Chinese culture than the relationship among people who do not meet often. It is a fantasy to me -- it is the power of mysterious and amazing that brings people together. It has both positive and negative effects, letting people become family, friends, and companions or become enemies. Giving my own example, my best friend has been the same class with me in secondary school for 6 years, it is the result of fateful coincidence, and it leads us to build such a sturdy friendship. I would like to use my artworks to review the relationships between others and me. I would like to pay tribute to the indispensable people around me who gave me motivation, care, support, and love to allow me to keep on going my journey and let me be who I am now.

Student Artworks

Artwork 1
Selves
Acrylic on canvas
61 x 92 x 3.6 cm (2 pieces)



Artwork 4
Destiny
Mixed media
21 x 29.7 cm (8 pieces)

Artwork 2
Consanguinity
Mixed media
28.3 x 1.7 cm (6 pieces)



Artwork 3
Besties
Digital print
36 x 33.5 cm (6 pieces)

IDEA DEVELOPMENT

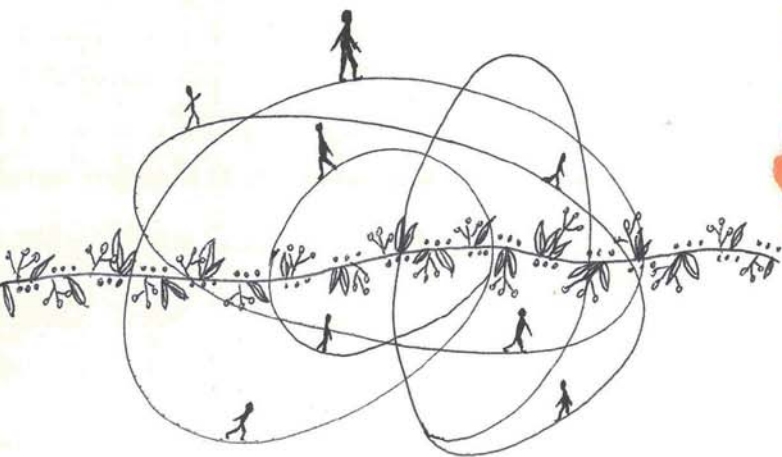
In Formt, I've done a self-portrait with acrylic on canvas with my own selfie which I was doing a toot facial expression, I found interest in it and gained confidence and pride from people's appreciation. People suggested, inspired and encouraged me to use myself as the theme of the SBA. So I started to figure out who I'm and searched for my own identity.

I've found out that most of my time was spend on my friends, family and lover, memories with them occupied most of my brain. Therefore, I knew that the relationships with others are so important to me, they are indispensable. These people gave me motivation, care, support and love to keep on going my journey and let me be who I am now. Together we built our path and create an unique past.

To develop this theme, I've been asking myself these questions:

- Who are the people that I treasure and love the most?
- What make us come together?
- Why can they represent me?
- How to present their unique self?

In order to answer these questions, I tried to take photos of my daily life and find out the old pictures of me and people around me. I wanted to find out our special characteristics, commonalities and differences to find out how destiny bring us together.



How
do we meet?



REFLECTION (Form 4 portrait)

To prepare for the SBA, I've reflected myself on this self portrait. Nothing is perfect, I've to search for room for improvement.

1. Difficulties =

- Choosing photos

I've wasted lots of time on choosing photos as reference. At that time, a Form 5 art student who had great art skills were drawing self portrait too, I appreciated this 'school sister' a lot and she was drawing 2 her with different poses on one canvas. So we, the form 4 students at that time wanted to learn from her. However, it's hard for me to choose photos that are suitable. So, I wasted many time. Lastly, I think I should walk my own path instead of copying others' idea, I wanted to creat my own style. Therefore, this memorable self portrait was painted out.

⇒ I should be staunch & decisive ~

⇒ Drawing one me is better cause I'd more time to paint the details and more focus on it.

⇒ Create my own style!



on

off



2. Room for improvement:

- time management

I nearly couldn't finish it, as I always stuck and stop on some part of the portrait, I always it to look better, so I correct it for times which made me became deadline fighter.

- Painting skills:

My neck on the portrait looks too grey, which it looks quite weird and my hair on it should have more layers to look more realistic, also my mouth can draw better with clearer details.

reference artist

Frida Kahlo

Introduction

She employed a naïve folk art style to explore questions of identity, postcolonialism, gender, class, and race in Mexican society. Her paintings often had strong autobiographical elements and mixed realism with fantasy. Most of the paintings she made were portraits of herself, her sisters, etc. Her early painting and correspondence show that she drew inspiration especially from European artists, in particular Renaissance masters such as Sandro Botticelli.

This is an image of artist Frida Kahlo.

[Due to copyright restriction, no reproduction of the image is provided.]

Quotes:

- Feet, what do I need you for when I have wings to fly?
- I paint self portraits because I am so often alone, because I am the person I know the best.
- I never paint dreams or nightmares. I paint my own reality.




Inspiration:

I paint self portrait also because I am the person I know the best,

I often look at the mirror or the selfie camera of my phone to check my tidiness, so I always look at myself.

Frida's fantasy drawings are not fantasy to her, they are reality, happening in her mind, showing her feelings and emotions, representing her. I also paint my reality instead of fantasy or imaginations, as what I want to show to others are the real me and the real results caused by destiny.

Frida
Kahlo ...



HER WORK :



The Two Fridas, 1939

After her divorce with Diego Rivera, she painted this to express her feelings, it expressed her depression and loneliness with the separation from Diego.

In this painting, there are both traditional Frida in Tehuana costume, with a broken heart and an independent, modern dressed Frida, which they were holding hands and have visible hearts. The heart of the traditional Frida was cut and torn open. The main artery, which comes from the torn heart down to the right hand of the traditional Frida, is cut off by the surgical pincers held in the lap of the traditional Frida. The blood keeps dripping on her white dress and she is in danger of bleeding to death. The stormy sky filled with agitated clouds may reflect Frida's inner turmoil.

inspiration :

She painted her reality, the broken heart and sadness.

I wanted to learn from her, drawing two me to show my personality, the differences from mine to hers are that I draw one of my own personality with 2 poses instead of the changes of my own feeling. Besides, I wanted to let the audience focus on me, therefore I only painted the background with one colour each so as to highlight my posture.

This is an image of Frida Kahlo's "The Two Fridas".

[Due to copyright restriction, no reproduction of the image is provided.]

This is an image of Frida Kahlo and Diego Rivera.

[Due to copyright restriction, no reproduction of the image is provided.]

This is an image of Frida Kahlo.

[Due to copyright restriction, no reproduction of the image is provided.]



~~REFERENCE ARTIST~~ REFERENCE ARTIST

Agus Suwage is a contemporary Indonesian artist known for his self-representation in painting, sculpture and installation. He uses his self-portraiture to probe questions about society, culture, religion and man's relationship to animals in critical yet humorous ways.

This is an image of Agus Suwage's "I Want to Live Another Thousand Years Series".

[Due to copyright restriction, no reproduction of the image is provided.]

I want to live another thousand years series . oil on canvas

This is a series of artwork using oil painting to draw famous people around the world and added the same posture to everyone of them, smoking.

There are people like Bruce Lee from China, Gandhi from India, Frida Kahlo from Mexico, etc. They were drawn realistically and he only drew part of the people instead of whole body.

I wanted to learn from him, drawing part of my family only with some postures that they would always do. For example, my mum wearing earrings, my cousin eating muffin, etc. I want to show their personalities through drawing their daily postures.




process

1. Choosing suitable material :



- paper
 - ↳ hard to present the concept of family.
 - ↳ too thin
- Canvas
 - ↳ repeating the first artwork
 - ↳ too rigid & boring
- embroidery
 - ↳ I'm bad at these kind of craftsmanship
 - ↳ time consuming
 - [Though I really want to try it]
- Wood
 - ↳ Thick
 - ↳ Presenting the family concept of 'family tree'
 - ↳ giving people a feeling of comfortable
 - ↳ Easy to draw or paint on it.

Therefore, I've went to Mr. Mo's room together with my art lessons classmates and our art teacher to know more about how to cut out a piece of wood and cut patterns on a wood. And my circle wood used in this art work was made by Mr. Mo, who is a respectable and nice carpenter in our school.



2. Choosing Shapes:

- Square → too normal & formal
- triangle → looks too sharp, like it is harmful
- circle → representing a traditional Chinese family culture
「團圓」, Reunion

Final decision : ○ circle ○

Besides the meaning of reunion, I think that circle has no starting point nor ending place, which shows my love towards family is infinity and endless.