



高中學生視覺藝術作品集

Senior Secondary Student Visual Arts Portfolios

學生視覺藝術作品展

Exhibition of Student
Visual Arts Work 2021/22

LAI Hok-hin

Po Leung Kuk Tang Yuk
Tien College

Theme of the Portfolio
Pressure

Artist Statement

The theme is about the feelings of under pressure and intimidation. Sometimes, people say that they are suffering from the overwhelmed life pressure, but they never think about the reason. When we wake up, we look at the mirror and tell ourselves who we are... in order to break the unbreakable dream and try to present our most authentic soul to the audience, as a masterpiece in a gallery.

Student Artworks

Artwork 1
15326
Acrylic on canvas
61 x 81 cm each (A set of 2)



Artwork 2
13
Pen on paper
30 x 30 cm each (A set of 13)

DEVELOPING IDEAS

Pressure is everywhere. In atmosphere, under water, and surrounding our daily life. Most of the people including me, have experienced or experiencing school day, even through ZOOM.

Though it is undeniable that there are happiness in schools, as a normal kid, we are under pressure far beyond the load. Student leadership, extracurricular activities, academic performance...

And **secondary school** is the most difficult time for students.


This is an image of visual reference showing a person with lots of pressure

[Due to copyright restriction, no reproduction of the image is provided.]

Secondary education is separated into junior and senior years. In junior years, the curriculum is a broad one where history, geography, and science are studied alongside subjects that have already been studied at primary schools. In senior years, this becomes more selective and students have a choice over what and how much is to be studied.

According to a survey conducted by the Hong Kong Federation of Youth Groups on 2685 students from 14 secondary schools in September to October 2019, more than 40% of them highly stressed, with near $\frac{1}{4}$ anxious about tense social climate.

From ref. of SCMP and HK Federation of Youth Groups



Stress? What stress?


Material of artwork =

The atmosphere of self portrait = dull & stressful

(using canvas)

∴ a thick and intransparent medium should be used ⇒ Acrylic ↑

Composition =



Draft 1:

- surreal.
- ✓ all 3 main sources of stress
- X present how stressful
- too many main image.
- uncomfortable for watching
- X clear home background
- ✓ pic in pic



Draft 2:

- realistic
- ✓ present **stressful** atmos
- ✓ **painful**
- ✓ all main sources of stress
- ✓ present **exhaustion**
- ✓ home background
- ✓ daily



Draft 3:

- ✓ present **exhaustion** - ✓ routine (cycle) (pic in pic)
- ✓ common living environment (public housing estate)
- ✓ **helplessness**
- ✓ **stressful**
- ✓ all main sources of stress
- ✓ **loniness** (dominate but alone)
- ✓ daily
- ✓ home (public housing estate)

∴ Use draft 3 as the draft of SBA 1

Colour tone =

atmosphere of draft 3 = exhausting
helpness
stressful
loniness

*! In addition, use real **public housing estate** colouring as reference, a mainly grey green and mild yellow and brown colour will be used as the colour of walls and floor.
negative adjectives: use of colour → dirty,

saturation ↓
brightness ↓
grey tone
brown tone

Rainbow colour chart suitable for draft 3 =



red orange yellow green blue indigo violet.

Investigation of background - Public Housing Estate

This housing estates are normal,
As normal as
our abnormal life.



Reference 1:

- format of housing unit = **closely packed**
same as each other
- occupied a large proportion of housing estate in HK
- characteristics: **similar** with any **student** in HK
 - **no characteristics**
 - **same format & commonly seen**
- sarcastically = very **needed** by society
- pressure.** → **forcefully turned** into these shape
(both housing & students - me)



Reference 2:

- lift = need to be used to get to different floor of a flat
- using lift door as background? **X present "home"**
may be show up in many places, **not only housing.**
- **commonly seen**, being **forgotten easily**
- ↳ but **not** the main, **soul** object of public housing estate.



Reference 3:

- green door with iron gate = **must exist** in every old-style public housing estates ⇒ the **soul object** in it, easily connected with public estate
- after getting in these two barriers, **HOME** is inside.
 - ↳ they are the **entrance** of home, ✓ **strong connection** with a **house**, a **family** and **family members**
 - **ordinary**, but will **never be forgotten**
- **separated** world outside and home
 - if "me" is **standing in front** of the gate & door, but cannot / **didn't get in** ⇒ there is a **thick, strong barrier** between "me" and "home"
 - ↳ if "home" means warm, protective and outside means pain, suffer
 - then "I" am **always suffering** ⇒ stressful, lonely.



Reference 4:

- 土地神 = many people will have this in front of the gate / door → **pray for wealth, health.**
- 人們只為從土地神取得好處, 回報
- **student ("me") standing in front** of the door, **similar position** as 土地神
 - ↳ parents also **wants paybacks and achievements** from "me"
 - ↳ **pressure** and **stress** are crazily added
 - using the excuse "**it is just good for you.**"

Since the first draft only showed my appearance at outside + powerless.
I want to further express my inner psychological status + unknown face of me.
An additional draft was then be drafted.

Final Draft.



"This picture showed a normal evening, while I am hiding in the toilet in my home, naked, shrunk into a ball. At that time I was a lone, both the body and the soul. I put down all the stuff and identities, trying to feel the existence of myself. This is the only time that there are nothing put on my shoulders, and I felt free. But I, still, cannot get rid of the monster chasing after, Mr. Pressure."

You can only choose to be defeated
by it, or coexist with it ...

REFLECTION

Comments

Attention to **details** of the artwork. Emphasize the theme (self) and at the same time simplify unimportant elements in the background. Unity of **color tone**. Association of **colour and emotions**, apply **symbolic meanings**. Messy floor shading. Attention to **light source and shades**. - teacher

1. Good **light and dark contrast**
2. **Detailed depiction** of the background, but **some brushwork** seems to be **a bit rush**, especially the brushstrokes on the floor. They need to be more coherent to avoid conveying a sense of "unfinished".
3. **Muddy colors** for shadow and some light areas. Intentional or unintentional?
4. Be aware of the **lightest white** in the entire painting. It seems that you directly applied white paint to depict the tile gap on the wall, and the shoe maybe, which appear to unconsciously draw the attention of viewer away from the centre of interest. Try to **lower down the value of white**.
5. Pay attention to the **subtle variation of skin color**, especially for the left hand of the figure (from the viewer perspective). - teacher

I really appreciate about your **using of light and shadow** and also the **brush strokes** in the painting. However, if the whole painting using **one colour tone or only cold colour**, the **mood** can be more **outstanding**. - friend

- ✓ The painting and violin mean he is very interested in art. And he is living in the public housing. He feels stress and unhappy by his expression. And the **colour is realistic** in main.
- ✓ The ratio of the boy is large so it catches my eye on the boy. And it is **asymmetrical balance**. And the drawing taken in his hand is **repetition**.
- ✓ I think he is so tired and stressed. He has many works by different types of things. He has different character in different kinds of activities. And he wears many things, very heavy but no one helps. Feel that he is very independent at home and other place. Think that he parents is very busy, and he has independent of his parent.
- ✓ I think it is good for talking about himself. It is **very realistic**. I have the same feeling of many things need to do. It makes **resonance** from the paint. - classmate

colour tone.
light & shadow
light & shadow
painting skill

use of
colour.

use of colour

light & shadow
painting skill
use of colour

use of colour
composition

style.

After words.

Overall, I am satisfied with the outcome of the artworks. The choice of colours, play on light and shadow and the simplistic composition make the theme outstanding — students, I, am very exhausted under such gigantic pressure. However, after that, rather than expressing the feelings under pressure, I would rather further develop on what pressure will leads to. And one of the very common outcome is mental illnesses. Therefore, in next SBA, I will start from this topic, to further introduce the impact of pressure.

Research:

Something I learnt from a movie - **幻愛** (Beyond the Dream)

This is an image of the poster of movie "Beyond The Dream"

[Due to copyright restriction, no reproduction of the image is provided.]

因此比起主題相對清楚明確的《叔·叔》，就如同《金都》在講述男女的婚姻關係之餘，也透過香港社會現況帶出現今人們對於「結婚」的掙扎和猶豫，這次《幻愛》同樣巧妙地以男女主角在片中所發展出來的情感，把電影表面上關於**思覺失調與心理治療**的主題向外延伸，呈現出受過傷的人對於愛情的**畏懼與逃避**，相信這個在現代都市社會日漸普遍的現象，《幻愛》將主要舞台設定在遠離市區的屯門，不管是有著獨特味道的火車月台、地下道，或者那個彷彿把人困住的**井字型公屋**，都能在角色和故事的搭配下讓觀眾通過回想起**自身經驗**而獲得更加深刻的感觸。

mental illness related

local → local elements/perspectives should be used to ↑ resonance

影評評價《幻愛》是一部2020上映的香港愛情電影，由周冠威執導，演員蔡思韻、劉俊謙、鮑起靜主演，劇情講述個性善良憨厚的小學老師阿樂渴望愛情，但不敢跟人有進一步關係，直到某日在街頭遇見清新脫俗的欣欣，對她一見鍾情卻掙扎是否該說出自己是一名精神分裂症復原者的病史。而隨著阿樂病情復發陷入幻覺，欣欣的真實身分也讓兩人的關係變得更加複雜。

This is an image from the movie "Beyond The Dream" showing the facial expression of the leading actor

[Due to copyright restriction, no reproduction of the image is provided.]

can be used as reference of collapsing facial expression.

This is an image from the movie "Beyond The Dream" showing the facial expression of the leading actor

[Due to copyright restriction, no reproduction of the image is provided.]

劉俊謙有多場崩潰戲，顯花心力。(《幻愛》劇照)

不少觀眾都大讚這幕演得出色，是加分位，但筆者反更欣賞劉俊謙為辨別現實與幻聽，不時要用手機錄下「眼前人」的說話，然後再聽，錄到就是真實，錄不到就是幻想。這設定非常寫實，而且每按一下收聽都是一次矛盾，到底想聽到還是想聽不到，自己到完全康復還是仍有餘悸，那種微細的**恐懼**令人看得**虐心、折磨**。

This is images from the movie "Beyond The Dream" showing the facial expression of the leading actor


[Due to copyright restriction, no reproduction of the image is provided.]

inspiration for presenting method and related style ☆

do I want the viewers feel like this when looking at my artwork?

This movie cut in with the perspective of a normal person with Schizophrenia (psychosis), described his difficulties to start relationship with others and opening his heart to her. This story had referenced with a video filmed by a mental illness patient, 《來自樓上的歌聲》，in 2006. Therefore it is a local film revealing the true situation of the minorities. It inspires me that I should put my sight on the normal people, with normal appearance and normal life. Maybe by interviewing them, I can open a different sight to mental illness and its relating pressure, to develop a toucher artwork.

Process I. | during the process, different composition for mostly same elements are tried to find out the optimum presentation.



Draft 1:

- 3 sizes are repeated for this draft: 15 x 15 cm, 20 x 20 cm, 30 x 30 cm. → it was found that the largest size is the best size to preserve enough interspace between different elements.
- Top: enlarged interview no.
- Mid: image (sketching style) + quote of interview + his/her name
- Bottom: name of required pill that will be put at the centre.
- The time & amount of intake of pill did not be shown → X show the level of severe of the illness for different interviewees.

- name of medicine used "doctor" type of handwriting → show that it is prescribed pill.

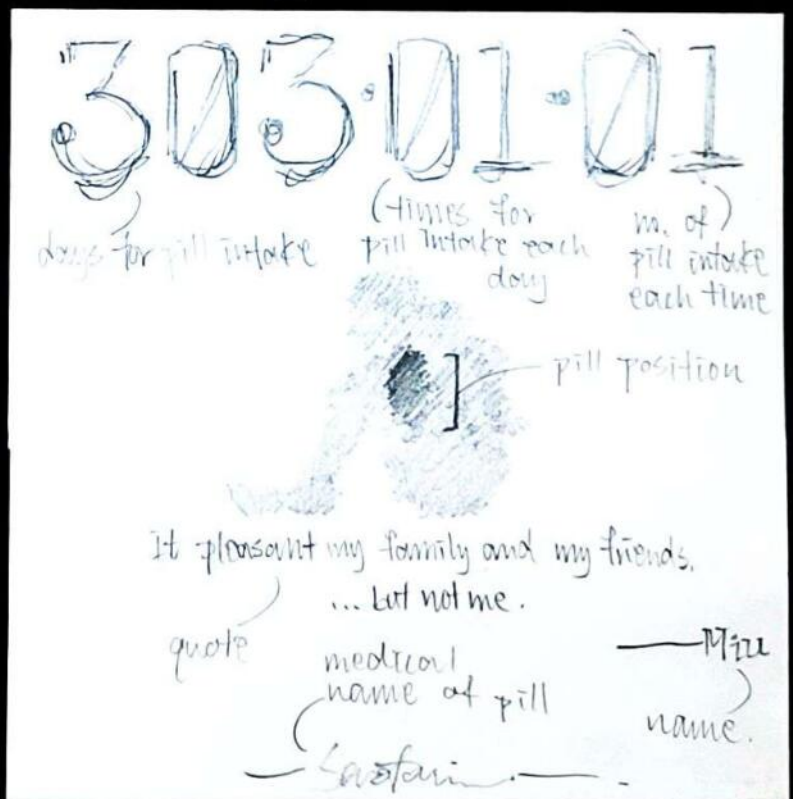
(removal of order of interview)

(addition of details of intake of medicine).

Draft 2:

- Top: from left to right: days for intake of pills. times for eating pills everyday. number of pill intake every time.
- Mid: image (sketching style) + quote of interview + name of interviewee.
- Bottom: name of required pill that will be put at the centre

- this draft is relatively more complete → but the weight of parts is imbalance (heavy head light bottom) → a better composition can be discussed.



“13”

13 patients/recoverers will be interviewed for this work.

In Tarot cards, no. 13 named Death, meaning death of a struggling period and new beginning's. In Bible, Judas who betrayed Jesus is said to be the 13th disciple, and the 13th chapter of Revelation is reserved to the antichrist and to the beast, 13th is also the day when Christ is said to have died on the Cross. 13 → unluck / misfortune.

In SBA 2, I would like to investigate the relationship between **PRESSURE** and **MENTAL ILLNESS**, and find out stories of people suffering from it. Mental illness patient are suffered from the misleading from medias, discrimination from the majority and the harming from themselves. Other from prescribing pills and listening to them, we can do nothing to ease their pain. They are like the number "13", they are the one who born with unfortune. In this work, I want to raise the awareness of majority above the situation of the mental illness minority, by revealing their stories and effect of the prescribed pills. I want to tell every one that they are not violent, weird nor beast, they are the one who have a different mindset but the same adorable soul.

Below are the (nick)name of the 13 interviewees:

01. 華 (waa4) 07. Min 13. B612 (me).

02. Tracy 08. Ca

03. 龜 (gwai1) 09. Gigi

04. Sugar 10. Kandice

05. Fion 11. Wendy

06. Helen 12. Papa (my father)

(Chinese name will be presented in Cantonese romanisation)

In the interview, the story from noticing the mental problem to now stage will be attentively asked, including the symptoms, the function of pill, and the feeling in different stage from past to now in order to get most information behind their deadline.

03:

龜

Gwai

Representing Image:


Burly man with **Zombie-like** standing position

→ from interview, his wife said when the time Gwai was sent to mental hospital, he was so **tired & hopeless**, like the **walking dead**

→ in order to present the **worst situation** of him

→ all that time, his mind is full of **panic & anger**

Pattern:



Flame

→ used folding flaming pattern at the end of four limbs

→ meaning 1: showing his **blaze of mania** in a more concrete way.

→ meaning 2: his mental situation makes him suffer, like being in hell, burnt by the **flame of hell**

→ can further build up a more **weird and horrifying atmosphere**

Presentation method 1:

Sketching. the STORY:

→ Due to the unstable working condition, massive working pressure makes him collapse. He was diagnosed to have **Panic Disorder** and with the symptom of **Paracusia** and **Anxiety**, the pills can calm his emotion down, but he barely can get rid of them, and the costly price of pills also giving him another pressure...



3: **Negative & Positive Reverse.**




referenced with Chinese idiom "一肚火", putting red on his stomach to show his **anger & panic**

Presentation method 2:

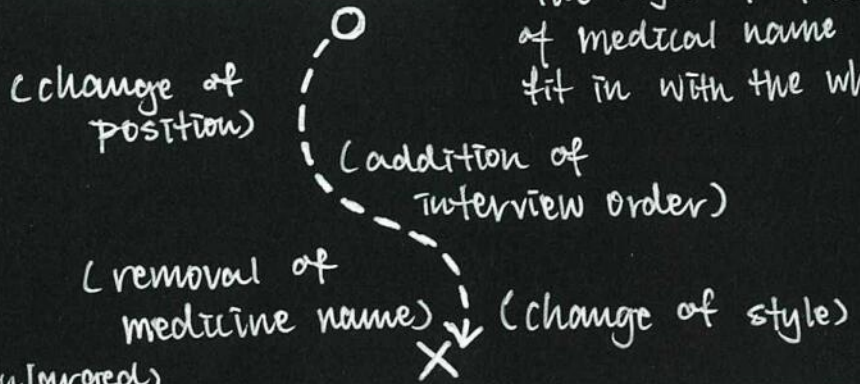
Watercolour.

Process II.



Draft 3 =

- Top = details of intake of pills.
- Mid: image (watercolour style) + quote of interview (one lined) + name of interviewee.
- Bottom = name of required pill that will be put at centre
- A different style of image in media is used to try to increase the weight of middle part → become more dominant → balance the weight at the top.
- however, the effect is X good.
- single line quote is used to wind the closely packing centre
- the style of free handwriting of medical name is not well fit in with the whole design.



Draft 1:

- Top: interview no. (enlarged)
- Mid: image (play on +ve, -ve space) + quote + interviewee name
- Bottom: details of intake of pills.
- final style (chosen in fore part),
- giving well balancing (light at head and tail, heavy body)
- more focused on the emotion of interviewee and their relation to pills rather than giving data (name)
- facial expression added at final work ∴ during curling, some parts of work become heavier than others (shown in right) → like a smiling human face → further develop → the first work!



(I am doing no. 7 first).

Artist Studies.

《遠離那些石頭》.

Kong Chun Hei.
《Stuff XI》

intense short
ink lines

↳ create large
folding texture



In my work,
using intense
coiling ink lines

↳ create large
image (e.g. facial
expression of
interviewees during
suffering)

Using one material (2D)
to create another
material with another
structure & texture (3D)
→ present the flexibility
and wrong matching
of materials



using annoying lines
to create heavy, stressful
work
⇒ present the relation
between pressure and
mental illness

This is the image of the painting " Stuff XI " (2016)
by Kong Chun Hei (鄺鎮禧)

(tkgplus.com/artists/58-kong-chun-hei/works/10362-stuff-xi-2016/)

[Due to copyright restriction, no reproduction of the
image is provided.]

- an exhibition with a wide range of multimedia artwork, Kong Chun Hei used recordings, installations to ink pen with paper drawings to show the intensive city and the environment full of media image.

→ the above artwork is one of the work in this exhibition, namely
《Stuff XI》.

- 《Stuff XI》 covered with fine pin ink pens' strokes on paper in order to create the **curved-like creases** on TV monitor's glass, setting on a curved steel plate.

- this artwork presented the status between shaky and unshakable → brings out the theme of artists' continuous exploration

→ The **USE of MATERIALS** and further **TECHNIQUES** can be used as a reference.

- **technical pen (ink pen)** can be used as the main tool to create the curling background.

- it was noted that the **intensity** of ink can **create images**
→ **facial expressions** maybe can create.

- the drawings on paper can be set on a wooden frame

This is the photo
of artist Kong
Chun Hei
(鄺鎮禧)

[Due to copyright
restriction, no
reproduction of
the image is
provided.]

Kong Chun Hei
HK artist.

Additional element

Facial

Though using intense coiling pattern can already fill up the paper to create negative space. However, I think I can add some highlights at the back of positive image — his/her facial expression while suffering under the symptoms of mental illnesses.

Expression

01



2 voices shouting at him

02



feeling being revile

03



extreme anger
extreme anxiety

04



gluttony

05



sleepy

06



collapsing
extreme depress

07



painful
but still smiling

08



sleepy

09



feel like
being torn apart.

10



sexual
excitement

11



collapsing
but pretending
"it's ok"

12



painful
extreme anger

13



depress
extreme powerless

Reflection I

In this project, I investigated the major sidebark of pressure — MENTAL ILLNESS. 13 different stories of 13 people with mental illness problem was told, with focusing on the internal status of interviewees and the effect of mental curing medicine on them. To observe comprehensively, from the presentation style, method to that of the content, I satisfied with it. I think that this work successfully build up the uncatchable and unstable emotion of interviewees when they are suffering by using a dark, creepy atmosphere, background texture and use of black-and-white contrast.

However, after this work done, I started to think about what the viewers will think when they see this project. Will they really give out empathy to them? Or just think that they are monster? Am I did it wrongly... But then, I found that I have never deviated from my initial purpose — to tell people that they still have a pure, adorable soul. The white image at the centre represents interviewees' image in an abstract way, but also meaning that in deep down of their heart, they still have bright, clean core. The project lets them to break through out of the darkness covered to reborn, like a butterfly break out of a cocoon. "The night is darkest just before the dawn", and I wish everyone can see a spectacular sun rise after this darkest "night".

